

AF09ZB..RT ... AF38ZB..RT 3-pole contactors

4 to 18.5 kW

DC operated - connection with ring tongue ferrules

2



AF09ZB-30-10RT



AF26ZB-30-00RT

Description

AF09ZB..RT ... AF38ZB..RT 3-pole contactors comply with the latest railway rolling stock standards and allow installation in passengers or driver cabins for trains frequently operating tunnels or undergrounds. They are mainly used for controlling 3-phase motors and power circuits up to 690 V AC and 220 V DC. These contactors are of the block type design with 3 main poles.

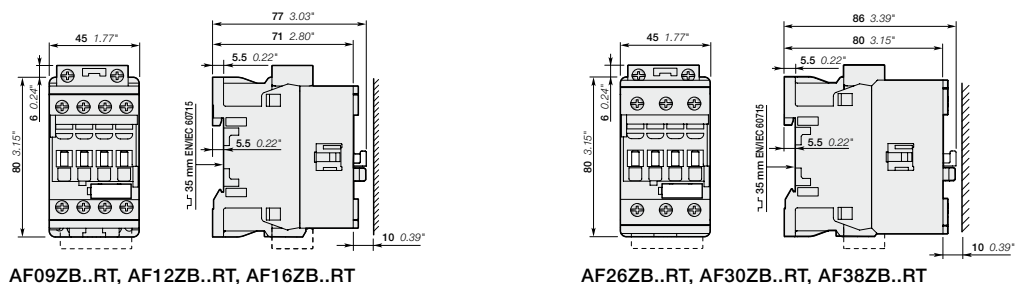
- designed in accordance to the applicable parts of IEC 60077 and EN 50155 standard
- shocks and vibration withstand conforming to IEC 61373 (category 1, class B)
- fire and smoke safety compliance to european standard EN 45545 (HL2, HL3 hazard levels)
- electronic coil interface accepting a wide DC control voltage range (0.85 U_c min. ... 1.1 U_c max. according to IEC 60947-4-1) including several U_c control voltages (0.7 ... 1.25 U_c according to IEC 60077) used for battery supply
- low coil consumption
- built-in surge suppression
- side by side mounting without restriction from -40 °C up to +70 °C
- add-on auxiliary contact blocks for front or side mounting and a wide range of accessories.

Ordering details

IEC	UL / CSA	Supply control voltage U_c	Rated control circuit voltage U_c	Auxiliary contacts fitted	Type	Order code	Weight		
Rated operational power	3-phase motor rating	General use rating	U_c min. ... U_c max. (IEC 60947-4-1)				Pkg (1 pce)		
400 V AC-3	480 V	600 V AC	(IEC 60077) (1)				kg		
kW	A	hp	V DC	V DC					
4	25	5	25	24, 33, 48	20...60	1 0	AF09ZB-30-10RT-21	1SBL136060R2110	0.32
						0 1	AF09ZB-30-01RT-21	1SBL136060R2101	0.32
				72, 96, 110	48...130	1 0	AF09ZB-30-10RT-22	1SBL136060R2210	0.32
						0 1	AF09ZB-30-01RT-22	1SBL136060R2201	0.32
				220	100...250	1 0	AF09ZB-30-10RT-23	1SBL136060R2310	0.32
						0 1	AF09ZB-30-01RT-23	1SBL136060R2301	0.32
5.5	28	7.5	28	24, 33, 48	20...60	1 0	AF12ZB-30-10RT-21	1SBL156060R2110	0.32
						0 1	AF12ZB-30-01RT-21	1SBL156060R2101	0.32
				72, 96, 110	48...130	1 0	AF12ZB-30-10RT-22	1SBL156060R2210	0.32
						0 1	AF12ZB-30-01RT-22	1SBL156060R2201	0.32
				220	100...250	1 0	AF12ZB-30-10RT-23	1SBL156060R2310	0.32
						0 1	AF12ZB-30-01RT-23	1SBL156060R2301	0.32
7.5	30	10	30	24, 33, 48	20...60	1 0	AF16ZB-30-10RT-21	1SBL176060R2110	0.32
						0 1	AF16ZB-30-01RT-21	1SBL176060R2101	0.32
				72, 96, 110	48...130	1 0	AF16ZB-30-10RT-22	1SBL176060R2210	0.32
						0 1	AF16ZB-30-01RT-22	1SBL176060R2201	0.32
				220	100...250	1 0	AF16ZB-30-10RT-23	1SBL176060R2310	0.32
						0 1	AF16ZB-30-01RT-23	1SBL176060R2301	0.32
11	45	15	45	24, 33, 48	20...60	0 0	AF26ZB-30-00RT-21	1SBL236060R2100	0.36
				72, 96, 110	48...130	0 0	AF26ZB-30-00RT-22	1SBL236060R2200	0.36
				220	100...250	0 0	AF26ZB-30-00RT-23	1SBL236060R2300	0.36
15	50	20	50	24, 33, 48	20...60	0 0	AF30ZB-30-00RT-21	1SBL276060R2100	0.36
				72, 96, 110	48...130	0 0	AF30ZB-30-00RT-22	1SBL276060R2200	0.36
				220	100...250	0 0	AF30ZB-30-00RT-23	1SBL276060R2300	0.36
18.5	50	25	50	24, 33, 48	20...60	0 0	AF38ZB-30-00RT-21	1SBL296060R2100	0.36
				72, 96, 110	48...130	0 0	AF38ZB-30-00RT-22	1SBL296060R2200	0.36
				220	100...250	0 0	AF38ZB-30-00RT-23	1SBL296060R2300	0.36

(1) Other control voltages, see voltage code table.

Main dimensions mm, inches



AF09(Z)B..RT ... AF38(Z)B..RT 3-pole contactors

4 to 18.5 kW

AC operated - connection with ring tongue ferrules



AF09(Z)B-30-10RT




AF26(Z)B-30-00RT

Description

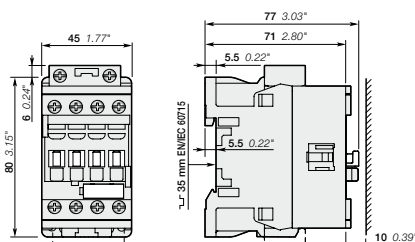
AF09(Z)B..RT ... AF38(Z)B..RT 3-pole contactors comply with the latest railway rolling stock standards and allow installation in passengers or driver cabins for trains frequently operating tunnels or undergrounds. They are mainly used for controlling 3-phase motors and power circuits up to 690 V AC and 220 V DC. These contactors are of the block type design with 3 main poles.

- designed in accordance to the applicable parts of IEC 60077 and EN 50155 standard
- shocks and vibration withstand conforming to IEC 61373 (category 1, class B)
- fire and smoke safety compliance to european standard EN45545 (HL2, HL3 hazard levels)
- electronic coil interface accepting sinusoidal AC 50/60 Hz control supplies included inside the wide control voltage range $U_c \text{ min.} \dots U_c \text{ max.}$ of the contactor. Max. permitted control voltage must not be exceeded during voltage fluctuation defined according to IEC 60077 or EN 50155 (see technical data)
- built-in surge suppression and side by side mounting without restriction from $-40 \text{ }^\circ\text{C}$ up to $+70 \text{ }^\circ\text{C}$
- add-on auxiliary contact blocks for front or side mounting and a wide range of accessories.

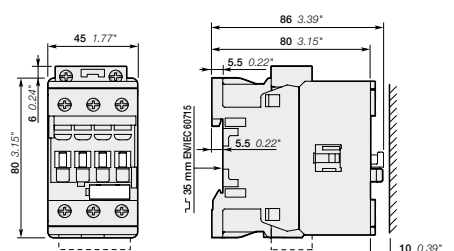
Ordering details

IEC Rated operational power 400 V AC-3 kW	operational current $\theta \leq 40 \text{ }^\circ\text{C}$ AC-1 A	UL / CSA 3-phase motor rating 480 V hp	General use rating 600 V AC A	Rated control circuit voltage $U_c \text{ min.} \dots U_c \text{ max.}$ (IEC 60947-4-1) V AC 50/60 Hz	Auxiliary contacts fitted 	Type	Order code	Weight				
								Pkg (1 pce) kg				
4	25	5	25	24...60	1 0	AF09ZB-30-10RT-21	1SBL136060R2110	0.32				
					0 1	AF09ZB-30-01RT-21	1SBL136060R2101	0.32				
				48...130	1 0	AF09ZB-30-10RT-22	1SBL136060R2210	0.32				
					0 1	AF09ZB-30-01RT-22	1SBL136060R2201	0.32				
				100...250	1 0	AF09ZB-30-10RT-23	1SBL136060R2310	0.32				
					0 1	AF09ZB-30-01RT-23	1SBL136060R2301	0.32				
				250...500	1 0	AF09B-30-10RT-14	1SBL137060R1410	0.32				
					0 1	AF09B-30-01RT-14	1SBL137060R1401	0.32				
				5.5	28	7.5	28	24...60	1 0	AF12ZB-30-10RT-21	1SBL156060R2110	0.32
									0 1	AF12ZB-30-01RT-21	1SBL156060R2101	0.32
48...130	1 0	AF12ZB-30-10RT-22	1SBL156060R2210					0.32				
	0 1	AF12ZB-30-01RT-22	1SBL156060R2201					0.32				
100...250	1 0	AF12ZB-30-10RT-23	1SBL156060R2310					0.32				
	0 1	AF12ZB-30-01RT-23	1SBL156060R2301					0.32				
250...500	1 0	AF12B-30-10RT-14	1SBL157060R1410					0.32				
	0 1	AF12B-30-01RT-14	1SBL157060R1401					0.32				
7.5	30	10	30					24...60	1 0	AF16ZB-30-10RT-21	1SBL176060R2110	0.32
									0 1	AF16ZB-30-01RT-21	1SBL176060R2101	0.32
				48...130	1 0	AF16ZB-30-10RT-22	1SBL176060R2210	0.32				
					0 1	AF16ZB-30-01RT-22	1SBL176060R2201	0.32				
				100...250	1 0	AF16ZB-30-10RT-23	1SBL176060R2310	0.32				
					0 1	AF16ZB-30-01RT-23	1SBL176060R2301	0.32				
				250...500	1 0	AF16B-30-10RT-14	1SBL177060R1410	0.32				
					0 1	AF16B-30-01RT-14	1SBL177060R1401	0.32				
				11	45	15	45	24...60	0 0	AF26ZB-30-00RT-21	1SBL236060R2100	0.36
								48...130	0 0	AF26ZB-30-00RT-22	1SBL236060R2200	0.36
100...250	0 0	AF26ZB-30-00RT-23	1SBL236060R2300					0.36				
250...500	0 0	AF26B-30-00RT-14	1SBL237060R1400					0.36				
	0 0	AF26B-30-00RT-14	1SBL237060R1400					0.36				
15	50	20	50	24...60	0 0	AF30ZB-30-00RT-21	1SBL276060R2100	0.36				
				48...130	0 0	AF30ZB-30-00RT-22	1SBL276060R2200	0.36				
				100...250	0 0	AF30ZB-30-00RT-23	1SBL276060R2300	0.36				
				250...500	0 0	AF30B-30-00RT-14	1SBL277060R1400	0.36				
					0 0	AF30B-30-00RT-14	1SBL277060R1400	0.36				
18.5	50	25	50	24...60	0 0	AF38ZB-30-00RT-21	1SBL296060R2100	0.36				
				48...130	0 0	AF38ZB-30-00RT-22	1SBL296060R2200	0.36				
				100...250	0 0	AF38ZB-30-00RT-23	1SBL296060R2300	0.36				
				250...500	0 0	AF38B-30-00RT-14	1SBL297060R1400	0.36				
					0 0	AF38B-30-00RT-14	1SBL297060R1400	0.36				

Main dimensions mm, inches



AF09(Z)B..RT, AF12(Z)B..RT, AF16(Z)B..RT



AF26(Z)B..RT, AF30(Z)B..RT, AF38(Z)B..RT